



Bimetal thermometer for the Process Industry
All stainless steel, Back connection, Class 1.0

TB-HW Bi005

Rel. 20180713

- Case:** Bayonet fitted, stainless steel AISI 304
 Optional: With liquid filling (IP 65)
- Bezel:** Bayonet fitted, stainless steel AISI 304
 Optional: With front flange for panel mounting
- Protection class:** IP 54
- Dial:** Aluminium, white varnished
 lettering and graduation black
 Optional: Red mark
 Optional: Imprint
 Optional: Double scale °C/°F
- Pointer:** Aluminium, black
 adjustable at end of stem
 Optional: Silicone damped
- Window:** Instrument glass
 Optional: Perspex window
 Optional: Laminated safety glass
 Optional: Max. drag pointer
 Optional: Max./Min. drag pointer
 Optional: Red mark pointer
- Stem:** G 1/2 A stainless steel AISI 303, A/F 27, with fixing screw
 multi part welded, tube Ø 10 mm of AISI 316 Ti
 Optional: Thread of AISI 316 Ti
 Optional: other connections
- Connection:** Backwards
- Measuring range:** 0-120°C
 Optional: see table below
- Accuracy class:** 1.0
 Optional: Works test certificate
- Specials:** Instruments with sliding contacts



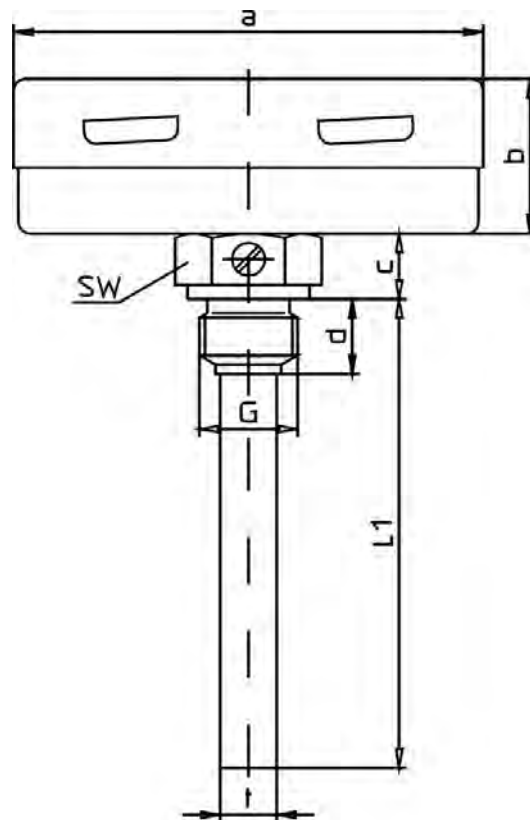
Diam.:	mm	Type number:			
		63	80	100	160
Stem	28 mm	2460	2480	2500	2560
	45 mm	2461	2481	2501	2561
	50 mm	2462	2482	2502	2562
	63 mm	2463	2483	2503	2563
	80 mm	2464	2484	2504	2564
	100 mm	2465	2485	2505	2565
	120 mm	2466	2486	2506	2566
	160 mm	2467	2487	2507	2567
	200 mm	2468	2488	2508	2568
	250 mm	2469	2489	2509	2569

Measuring-range	Graduation
-40 +40°C	1°
-30 +50°C	
-20 +60°C	
-20 +40°C	
-15 +45°C	
-10 +60°C	
-10 +50°C	
1) 0 -40°C	
1) 0 -50°C	
0 -60°C	
0 -80°C	2°
0 -100°C	
0 -120°C	
0 -160°C	
0 -200°C	5°
0 -250°C	
0 -300°C	10°
0 -400°C	
0 -500°C	
0 -600°C	

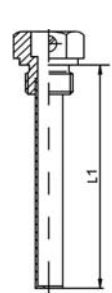
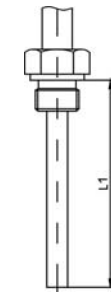

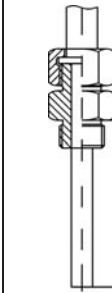
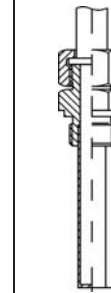
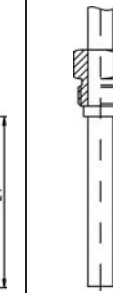
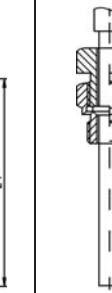

Other lengths are available!

Stem 28 mm only 0-100 and 0-120°C available!

1) shortest stem length 63 mm



Type	a	b	c	d	SW	G	t
2460	63	27	14	14	27	½ A	10
2480	80	27	14	14	27	½ A	10
2500	100	27	14	14	27	½ A	10
2560	160	29	14	14	27	½ A	10

0	1	2	3	4	5	6	9
separate pocket with male thread and fixing screw	fixed connection male thread	union nut female thread	union nut with double nipple male thread	union nut with additional thermowell acc. to DIN 43 772 form 8	turnable male thread	movable clamp connection male thread	separate pocket for welding with fixing screw
							

Dimensions and technical data are conform to current company standard.
 Changes to improve our instruments will be made without preannouncement.